

designer's world

Ready to create your own Mini Fashion Magazine?

Right now <Fall> fashions are in style. Create your Magazine full of Fall fashions.

Click next to create you magazine for the month of <dynamic month>

Next >>

Magazine cover example



-Animate Items on Screen

480 px

designer's world

Mini Fashion Magazine Creator

Lets Start by designing your Cover.

Who do you want to be your cover girl? Pick on the model you want.



-Will show 5 different
models from the
booklet assets

(currently only have
2 available for these
storyboards)

<<Back

designer's world

Mini Fashion Magazine Creator

Start by filling in all the yellow fields with your information.

First, Fill out your Magazine Name...and if you want, fill in a Tagline.

Then fill in your Model's name

Last, choose your Design Options

◀ [Magazine Name Font] ▶


◀ [Cover Background Color] ▶

When you are finished, click the next button below.

<<Back

Next>>

Magazine shown actual size



-Form fields

If the user does not choose a Magazine Name, it will be called "Designers World"

If the user does not choose a tagline, no tagline will display.

If the user does not pick a model name the activity will name the model "Emma"

-for the final print the Last feature will either say astrology or play word games - depending on what the user chooses.

designer's world

Mini Fashion Magazine Creator

For the inside cover fill in all the yellow fields.

First, Put in your name as the editor.

Next, add some information about you in the "About the editor" section.

When you are finished, click the next button below.

Magazine shown actual size

Magazine Name by User
September 2006

Edited by:
User Name

Featuring
<Model Name by User>

Table of Contents

Page 3.....Latest Design Fashions
Page 4.....All About <Model Name>
Page 6.....Fashion Tips and Hints
Page 7.....Fun Stuff

About the editor:
Fill in your information here

2

Margin for staples

-Form fields

480 px

<<Back

Next>>

designer's world

Mini Fashion Magazine Creator

Dress the Mannequin to show the latest <Fall> fashion designs.

Pick an item below, drag to the Mannequin, and then pick color and pattern choices.

Clothes

Shoes

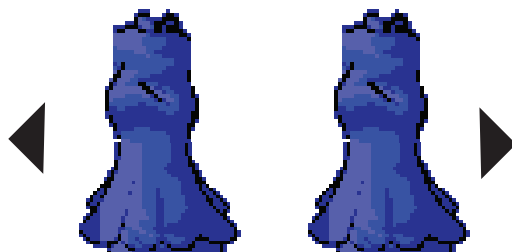
Jewelry

Dresses

Skirts

Pants

Skirts




When you are finished, click the next button below.

Magazine shown actual size

Magazine Name by User
September 2006

Latest Fashion Designs for Fall 2006



Margin for staples

This fall outfit...etc description - generic to fit anything the user decides on

3

Once the item is dragged over to the mannequin, the arrows will appear to either side of the mannequin to scroll through the color choices for each item.

<<Back

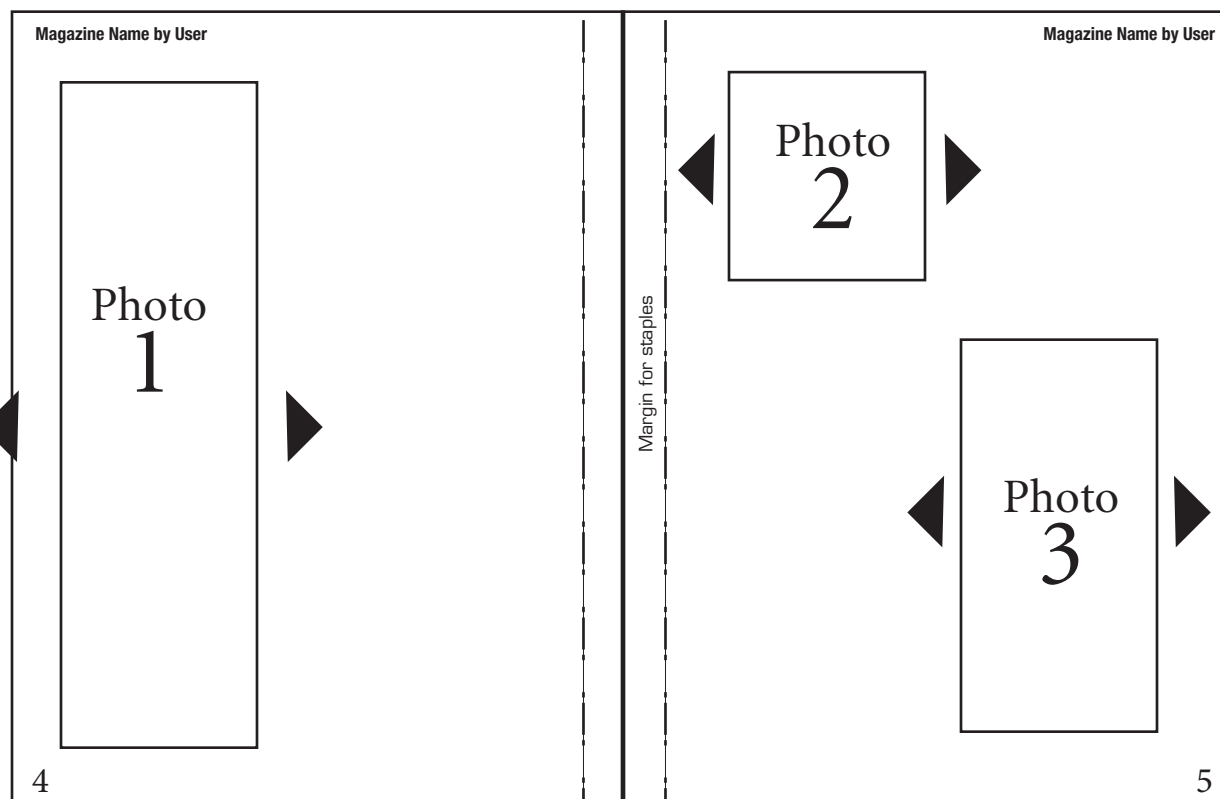
Next>>

designer's world

Mini Fashion Magazine Creator

Begin by picking the photos for <Model Name > in the interior 2 Page spread

Magazine shown 3/4 actual size



When you are finished, click the next button below.

<<Back

Next>>

designer's world

Mini Fashion Magazine Creator

Next, fill out the form below that describes your model's life and preferences. Your selections will appear in the final version.

Her Favorite Color is:

Her Astrological sign is:

She was born on:

She currently lives:

Her favorite Movie:

Her first pet:

Her favorite Sport to watch:

Her favorite Sport to do:

Once the story(s) are written we will have a better idea on what to include in this form - this is just a sample first pass)

When you are finished, click the next button below.

<<Back

Next>>

designer's world

Mini Fashion Magazine Creator

What type of tips and hints do you want to include in your magazine?

Next>>

Magazine shown actual size

Magazine Name by User

September 2006

*Fashion Tips and Hints
for Fall 2006*

Margin for staples

6

<<Back

designer's world

Mini Fashion Magazine Creator

Pick out the jewelry you want to include in your fashion tips and hints.

The jewelry description will appear in the final version of your magazine.

When you are finished, click the next button below.

Magazine shown actual size

Magazine Name by User

September 2006

Fashion Tips and Hints for Fall 2006

Three empty square boxes are arranged vertically. To the left of each box is a black left-pointing triangle, and to the right is a black right-pointing triangle, indicating navigation options.

Margin for staples

-Form fields

6

<<Back

designer's world

Mini Fashion Magazine Creator

What type of Fun Stuff
do you want to include in your
magazine?

Next>>

Magazine shown actual size

Magazine Name by User
September 2006

Fun Stuff

Margin for staples

7

<<Back

Next>>

designer's world

Mini Fashion Magazine Creator

Pick out the horoscope for each astrological sign. This month the feature is Scorpio.

First click on an astrology sign below.

Aries

Taurus

Gemini

Cancer

Leo

Virgo

Libra

Scorpio

Sagittarius

Capricorn

Aquarius

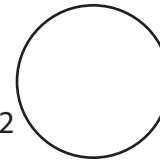
Pisces

Magazine shown actual size

Magazine Name by User
September 2006

Fun Stuff
Astrology

Scorpio
October 24 - November 22



Text Block

Subheader text

7

Margin for staples

<<Back

Next>>

designer's world

Mini Fashion Magazine Creator

Pick out the horoscope for each sign.

Aries

◀ [] ▶

Previous Sign

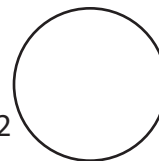
Next Sign

Magazine shown actual size

Magazine Name by User
September 2006

Fun Stuff
Astrology

Scorpio
October 24 - November 22



Margin for staples

Text Block

Subheader text

[]	[]
[]	[]
[]	[]
[]	[]
[]	[]
[]	[]

7

When you are finished, click the next button below.

<<Back

Next>>

designer's world






Mini Fashion Magazine Creator

Choose to share, print or see the instructions on how to assemble your magazine or click the back button to make changes.

Share

Send the link to your friends so they can build their own Magazine

The save will be on this page later



Print

Print Your Magazine to assemble

Instructions

Learn how to assemble your Magazine

<<Back